

BC-SERIES

Indoor Speakers

User Manual



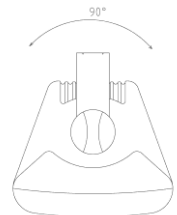
BC3	75mm (3"), 60Wmax	White - pair	100.898
		Black - pair	100.899
BC4	100mm (4"), 70Wmax	White - pair	100.901
		Black - pair	100.902
BC5	130mm (5.25"), 90Wmax	White - pair	100.904
		Black - pair	100.905
BC6	165mm (6.5"), 120Wmax	White - pair	100.907
		Black - pair	100.908
BC8	200mm (8"), 180Wmax	White - pair	100.910
		Black - pair	100.911

Introduction

Thank you for choosing the BC-series indoor speakers. These speakers have been designed to offer high quality sound for low impedance installations. Please read and follow the instructions in this manual to achieve the best results and avoid damage through misuse.

Installation

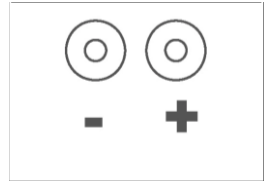
The BC-series speakers are each supplied with a wall-mounting bracket which allows 90° lateral adjustment. When fixing to a wall or ceiling, use the bracket to mark out the fixing points and use appropriate fixings for the substrate that the speaker will be attached to, ensuring that the fixing is strong enough to bear the weight.



Once the bracket is fitted, support the speaker in position and attach top and bottom using the supplied screw caps and adjust to the required angle. Further mounting points are available at the rear of the speaker, should it be preferred to use different mounting methods (e.g. 129.130 – 129.124UK)

Connection

BC-series speakers are connected via 2 spring terminals at the rear of the enclosure. With the amplifier switched off, strip the speaker wire ends and connect the "+" wire to the red terminal and connect the "-" wire to the black terminal.



When connecting to the amplifier, refer to the amplifier manufacturer's manual to ensure that total speaker impedance (Ω) on any channel is not less than that recommended for the amplifier. It is also imperative that the amplifier does not deliver more power than can be handled by the BC speaker. Refer to the amplifier manual and specifications below to calculate this. Normally, it is recommended that the amplifier is capable of the RMS power rating of the speaker but cannot ever exceed the Max power rating.

Specifications

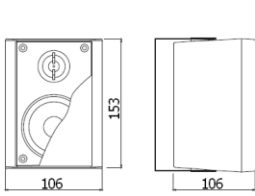
Model	BC3	BC4	BC5	BC6	BC8
Woofer	75mm \emptyset (3")	100mm \emptyset (4")	130mm \emptyset (5.25")	165mm \emptyset (6.5")	165mm \emptyset (6.5")
Tweeter	25mm \emptyset (1")	25mm \emptyset (1")	25mm \emptyset (1")	25mm \emptyset (1")	25mm \emptyset (1")
Freq response	120Hz - 20kHz	110Hz - 20kHz	100Hz - 20kHz	80Hz - 20kHz	50Hz - 20kHz
Power max : 8 Ω	60W	70W	90W	120W	180W
Power rms : 8 Ω	30W	35W	45W	60W	90W
Dimensions (mm)	106 x 153 x 106	150 x 195 x 150	180 x 240 x 180	220 x 280 x 220	280 x 375 x 260
Weight	840g	1.25kg	2.00kg	2.50kg	5.26kg
SPL @ 1W/1m	88dB	88dB	88dB	89dB	89dB

Caution

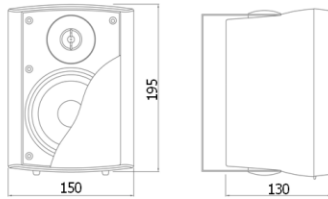
The BC-series speakers are intended for indoor use. Avoid moist or dusty environments.

Avoid excess heat and exposure to direct sunlight.

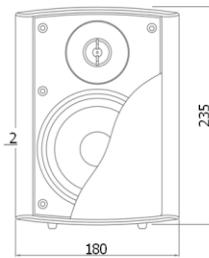
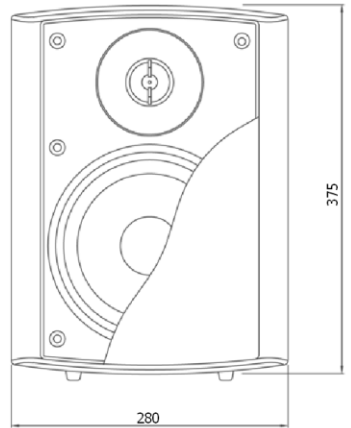
Take care not to overload speakers. HF drivers are especially prone to damage through overload.



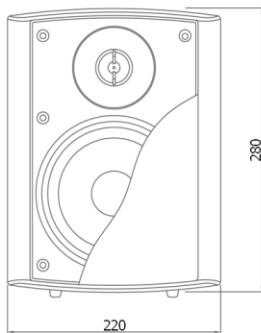

BC3




BC4



BC5

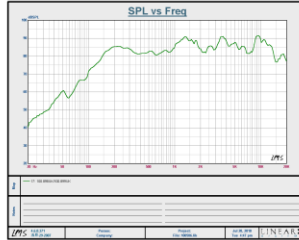
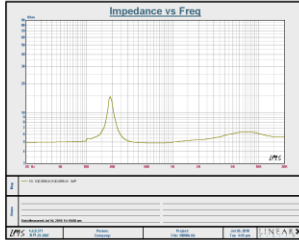


BC6

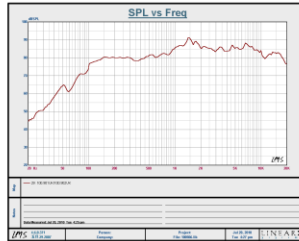
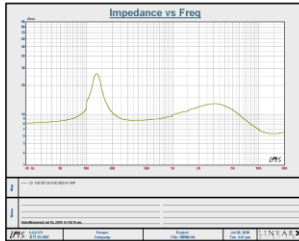


BC8

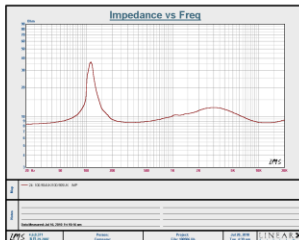
BC3



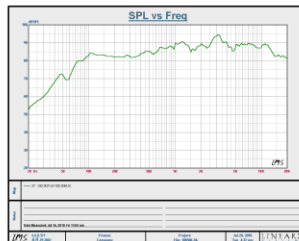
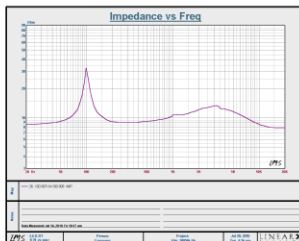
BC4



BC5



BC6



BC8

